

Inverness College 23-24 Performance Indicators

Total FE/HE FT/PT = 2,990

Chart 1. Outcomes for FE on recognised qualifications (full-time)

Year	Completed Successful	Partial Success	Non-completion	Total
19-20	787	160	164	1,111
20-21	610	114	205	929
21-22	628	135	212	975
22-23	857	132	188	1,177
23-24	780	116	138	1,034

Year	% Completed Successful	% Partial Success	% Non-completion	Total
19-20	70.8%	14.4%	14.8%	1,111
20-21	65.7%	12.3%	22.1%	929
21-22	64.4%	13.8%	21.7%	975
22-23	72.8%	11.2%	16.0%	1,177
23-24	75.4%	11.2%	13.3%	1,034

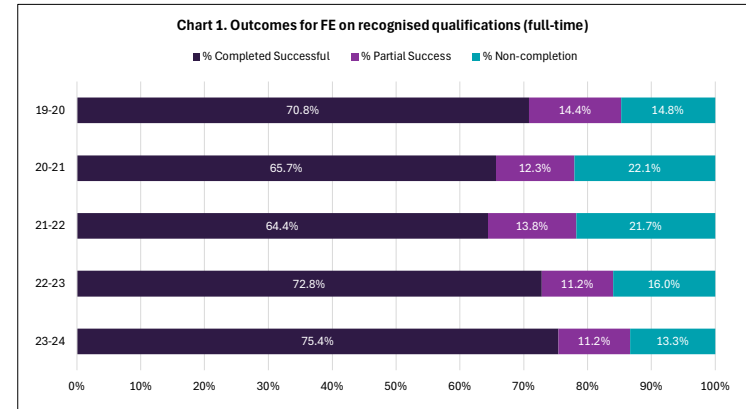


Chart 2a. Outcome totals for FE on recognised qualifications (part-time)

Year	Completed Successful	Partial Success	Non-completion	Total
19-20	2,168	165	125	2,458
20-21	1,797	178	161	2,136
21-22	2,337	230	117	2,684
22-23	1,865	147	132	2,144
23-24	1,659	197	100	1,956

Year	% Completed Successful	% Partial Success	% Non-completion	Total
19-20	88.2%	6.7%	5.1%	2,458
20-21	84.1%	8.3%	7.5%	2,136
21-22	87.1%	8.6%	4.4%	2,684
22-23	87.0%	6.9%	6.2%	2,144
23-24	84.8%	10.1%	5.1%	1,956

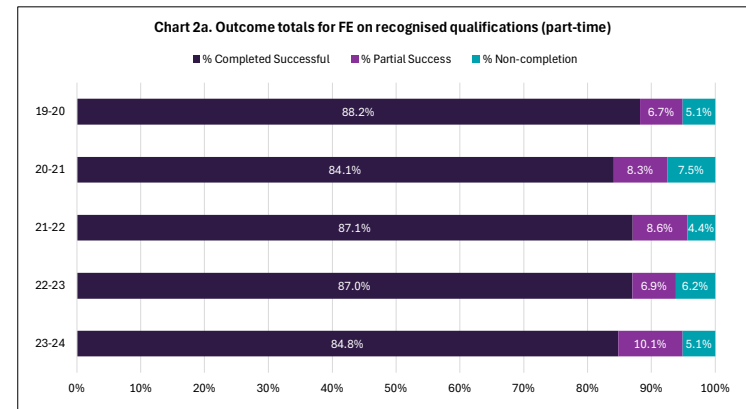


Chart 2b. Outcome breakdown for FE on recognised qualifications (part-time)

Year	Part time hours	Completed Successful	Partial Success	Non-completion	Total
21-22	Under 10 hours	170	2	0	172
	10 to 40 hours	445	56	0	501
	40 to 80 hours	250	16	9	275
	80 to 160 hours	327	27	12	366
	160 to 320 hours	764	98	78	940
	320 hours to FT	381	31	18	430
22-23	Under 10 hours	148	0	0	148
	10 to 40 hours	313	0	0	313
	40 to 80 hours	190	3	15	208
	80 to 160 hours	190	12	11	213
	160 to 320 hours	634	95	79	808
	320 hours to FT	390	37	27	454
23-24	Under 10 hours	97	2	0	99
	10 to 40 hours	254	2	0	256
	40 to 80 hours	150	4	5	159
	80 to 160 hours	196	47	6	249
	160 to 320 hours	568	97	70	735
	320 hours to FT	394	45	19	458
		197		1,193	
Year	Part time hours	% Completed Successful	% Partial Success	% Non-completion	Total
21-22	Under 10 hours	98.8%	1.2%	0.0%	172
	10 to 40 hours	88.8%	11.2%	0.0%	501
	40 to 80 hours	90.9%	5.8%	3.3%	275
	80 to 160 hours	89.3%	7.4%	3.3%	366
	160 to 320 hours	81.3%	10.4%	8.3%	940
	320 hours to FT	88.6%	7.2%	4.2%	430
22-23	Under 10 hours	100.0%	0.0%	0.0%	148
	10 to 40 hours	100.0%	0.0%	0.0%	313
	40 to 80 hours	91.3%	1.4%	7.2%	208
	80 to 160 hours	89.2%	5.6%	5.2%	213
	160 to 320 hours	78.5%	11.8%	9.8%	808
	320 hours to FT	85.9%	8.1%	5.9%	454
23-24	Under 10 hours	98.0%	2.0%	0.0%	99
	10 to 40 hours	99.2%	0.8%	0.0%	256
	40 to 80 hours	94.3%	2.5%	3.1%	159
	80 to 160 hours	78.7%	18.9%	2.4%	249
	160 to 320 hours	77.3%	13.2%	9.5%	735
	320 hours to FT	86.0%	9.8%	4.1%	458

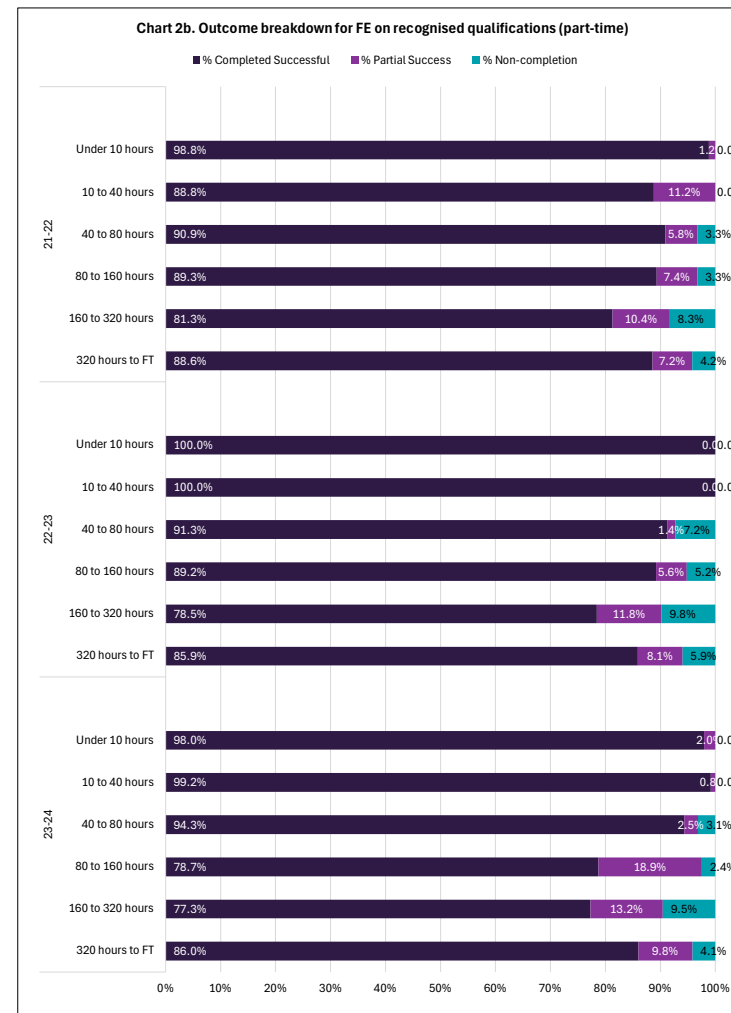


Chart 3. Achievement for FE students with partial success

Units achieved	Students	% Students
No units	25	9.8%
Up to 25% of planned units	48	18.8%
25 to 50% of planned units	53	20.7%
50 to 75% of planned units	73	28.5%
At least 75% of planned units	57	22.3%
	256	

Chart 3. Achievement for FE students with partial success

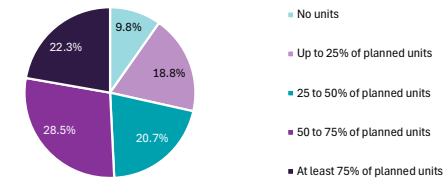


Chart 7. Outcomes by age group on courses lasting 160 hours or more

Age group	Completed Successful	Partial Success	Non-completion	Total
Under 18	640	144	130	914
18 to 20	533	62	47	642
21 to 24	189	16	17	222
25 to 40	240	22	20	282
41 and over	140	14	13	167
				2,227

Age group	% Completed Successful	% Partial Success	% Non-completion	Total
Under 18	70.0%	15.8%	14.2%	914
18 to 20	83.0%	9.7%	7.3%	642
21 to 24	85.1%	7.2%	7.7%	222
25 to 40	85.1%	7.8%	7.1%	282
41 and over	83.8%	8.4%	7.8%	167
				2,227

Chart 7. Outcomes by age group on courses lasting 160 hours or more

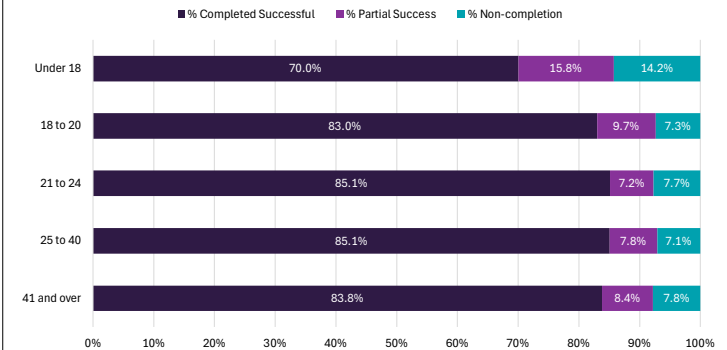


Chart 8. FE outcomes by ES subject group on courses lasting 160 hours or more

Subject group	Completed Successful	Partial Success	Non-completion	Total
Art and design	52	7	9	68
Business, management and administration	40	5	5	50
Care	194	47	36	277
Computing and ICT	30	16	9	55
Construction	569	28	27	624
Engineering	220	14	19	253
Hairdressing, beauty and complementary therapies	126	24	39	189
Hospitality and tourism	57	11	14	82
Land-based industries	59	13	5	77
Languages and ESOL	123	5	13	141
Performing arts	13	7	4	24
Science	51	55	29	135
Social subjects	30	10	4	44
Special programmes	129	6	9	144
Sport and leisure	49	10	5	64
				2,227

Subject group	% Completed Successful	% Partial Success	% Non-completion	Total
Art and design	76.5%	10.3%	13.2%	68
Business, management and administration	80.0%	10.0%	10.0%	50
Care	70.0%	17.0%	13.0%	277
Computing and ICT	54.5%	29.1%	16.4%	55
Construction	91.2%	4.5%	4.3%	624
Engineering	87.0%	5.5%	7.5%	253
Hairdressing, beauty and complementary therapies	66.7%	12.7%	20.6%	189
Hospitality and tourism	69.5%	13.4%	17.1%	82
Land-based industries	76.6%	16.9%	6.5%	77
Languages and ESOL	87.2%	3.5%	9.2%	141
Performing arts	54.2%	29.2%	16.7%	24
Science	37.8%	40.7%	21.5%	135
Social subjects	68.2%	22.7%	9.1%	44
Special programmes	89.6%	4.2%	6.3%	144
Sport and leisure	76.6%	15.6%	7.8%	64
				2,227

Chart 8. FE outcomes by ES subject group on courses lasting 160 hours or more

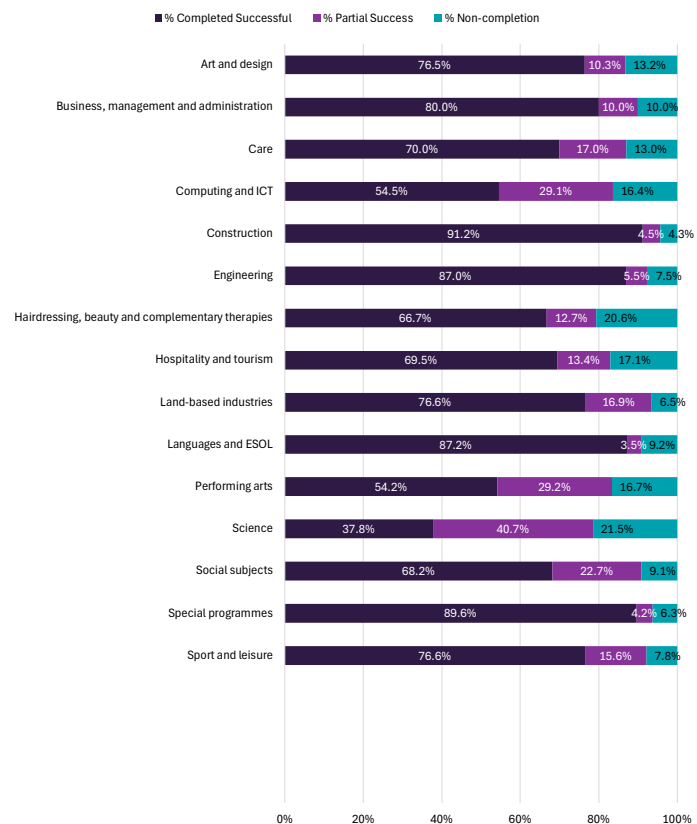


Chart 10. Outcomes by level and gender on courses lasting 160 hours or more

Level and gender	Completed Successful	Partial Success	Non-completion	Total
FE Female	694	129	130	953
FE Male	1,042	126	96	1,264
				2,217

Level and gender	% Completed Successful	% Partial Success	% Non-completion	Total
FE Female	72.8%	13.5%	13.6%	953
FE Male	82.4%	10.0%	7.6%	1,264
				2,217

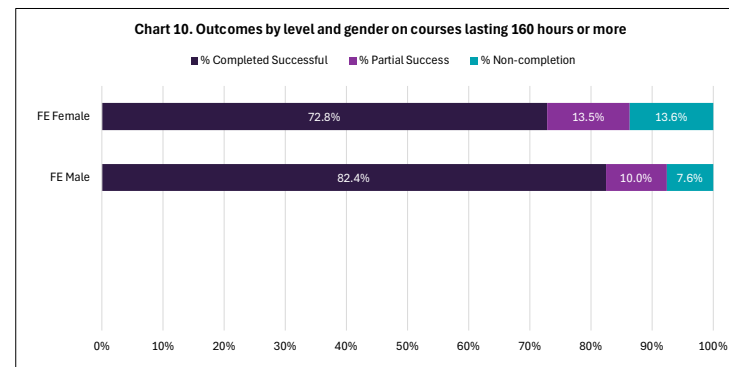


Chart 11. Outcomes by key group on courses lasting 160 hours or more

Key group	Completed Successful	Partial Success	Non-completion	Total
All enrolments over 160 hours	1,742	258	227	2,227
Bottom 10% deprivation	92	20	16	128
Bottom 20% deprivation	226	42	37	305
Care experienced	63	17	15	95
Ethnic minority	55	13	12	80
Fees paid by employer				
Year of study other than first	432	9	11	452
Disability	619	126	107	852

Key group	% Completed Successful	% Partial Success	% Non-completion	Total
All enrolments over 160 hours	78.2%	11.6%	10.2%	2,227
Bottom 10% deprivation	71.9%	15.6%	12.5%	128
Bottom 20% deprivation	74.1%	13.8%	12.1%	305
Care experienced	66.3%	17.9%	15.8%	95
Ethnic minority	68.8%	16.3%	15.0%	80
Fees paid by employer				
Year of study other than first	95.6%	2.0%	2.4%	452
Disability	72.7%	14.8%	12.6%	852

